

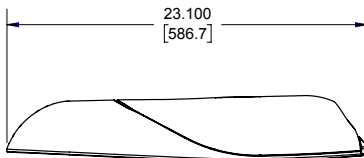
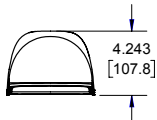
Project:

Qty:

Luminaire:

Order:

Type:



Roof module: Rectangular-rounded in shape, the roof is made of A360 injection-molded aluminum. It is equipped with adjustment steps to facilitate leveling of the luminaire by +/- 5°. The module is attached to an horizontal tenon of 1.66" (4.2cm) Ø for the STRSS1A, 1.9" (4.8cm) Ø for the STRSS3A and on a tenon of 2.38" (6cm) Ø for the STRSS2A by 6" (15.2cm) long using one stainless steel fastener mechanically secured by two (2) 3/8-16 UNC stainless steel bolts.

Door module: With a rounded rectangular shape, the door is made of A360 injection-molded aluminum with a concealed internal hinge. A white push button allows opening and access to the components inside the light fixture.

Optical module: The molded aluminum heat sink is designed to minimize the temperature of the LEDs, increasing their longevity and efficiency. The high efficiency Orion LED optical engine is mechanically assembled on the heat sink. The optical lenses are cured directly on the LED board and offer an IP66 ingress protection rating. The lifetime of the LEDs is 100,000 hours. It is based on the LM-80 test and extrapolated with TM-21. This data is calculated when 50% of the LEDs produce 70% of their initial luminous flux (L70). The minimum color rendering index (CRI) is 70. The optical lenses are made of acrylic and designed to illuminate only where needed while achieving excellent uniformity with maximum spacing. Produce 0% uplight. Available with a No Lens (NL) option only. A white decorative acrylic protection plate is mechanically assembled under the optical module. The available light distribution types are T1A, T1AHS, T2, T2HS, T2M, T2MHS, T3, T3HS, T3M, T3MHS, T4, T4HS, T5. The combination of two distribution types (backward optics) is also available in the same optical module as well as the integration of crosswalk optics (TCWR and TCWL) for pedestrian crossing.

Driver Module: Class 2 (P05 to P30). Primary tension is of 120 to 480VAC Volts, 50/60Hz, THD max 20% with a high-power factor of 90%. Operating temperature is -40°F (-40°C) to 131°F (55°C). The regulator offers an output of 0-10 Volts and is ROHS compliant. Complete with 10kV/5kA or 20 kV/10kA tripolar surge protection for live-MALT, live-neutral and neutral-MALT lines according to IEEE/ANSI C62.41 2002 C.

Wiring / Hardware: Type TEWT 14-7 AWG, 12" (30.5cm) minimum exceeding luminaire. All electrical connections between the modules are provided with quick-disconnect connectors for easy maintenance. All outside accessible hardware is made of 304 stainless steel.

Color: All Cyclone colors are available in textured (TX) or smooth (SM) finish, unless otherwise specified. A durable polyester powder coating is applied and meets the AAMA 2604 requirements (5 years exposure to all weather conditions). The finish meets the ASTM G7, B117, D1654 and D2247 requirements relative to salt spray and humidity resistance. **Cyclone recommends a textured finish for this product.**

cULus: According to standard C22.2 / UL1598

EPA: 0.28 ft²

Weight: 12.5 lbs / 5.7 kg

Warranty: 5-year limited warranty. Complete warranty terms located at:

www.cyclonelighting.com/assets/Legal/Cyclone-Sales-TermsConditions-en.pdf

Stamp/Approval:

Name:

Date:

Name:

Date:

Page 1 of 2



Stretto STRSS1A / STRSS2A / STRSS3A Approval – Specification

Project:

Qty:

Luminaire:

Order:

Type:

Ordering Code

Model	Lens	Distribution	Performance package	CCT	Volts	Surge protector
STRSS1A Tenon 1,66" (4,2cm)	NL No Lens	T1A Type 1A T1AHS Type 1A with HS	P05 (2700lm)	30K 3000K	MVOLT 120-277VAC	10KV 10kV/5kA
STRSS2A Tenon 2,38" (6cm)		T2 Type 2 T2HS Type 2 with HS	P10 (3500lm)	40K 4000K	HVOLT 347-480VAC	20KV 20kV/10kA
STRSS3A Tenon 1,9" (4,8cm)		T2M Type 2M T2MHS Type 2M with HS	P15 (4200lm)		120	
		T3 Type 3 T3HS Type 3 with HS	P20 (5000lm)		208	
		T3M Type 3M T3MHS Type 3M with HS	P25 (5500lm)		240	
		T4 Type 4 T4HS Type 4 with HS	P30 (6000lm)		277	
		T5 Type 5			347	
		TCWR Crosswalk right			480	
		TCWL Crosswalk left				
		BACKWARD OPTICS ¹				

Options			Options					
Photocell		Dimming	Color		Texture		Pre-finish	
-		-	BK	Black RAL9005	TX	Textured	-	
PT	Photocell W/7-PIN receptacle (ANSI C136.41)	DIM	DG	Dark green RAL6012	SM	Smooth	MG	Marine grade pre-finish
PX	Shorting cap W/7-PIN receptacle (ANSI C136.41)	PND506 ²	MA	Marine blue RAL5013	SX ⁵	Textured, matt (Sandtex)		
PTL	Long life photocell W/7-PIN receptacle (ANSI C136.41)	PND508 ²	SI	Metallic silver RAL9006 (smooth only)				
PTDR	7-PIN receptacle (ANSI C136.41)	SD ²	BZ	Dark bronze RAL8019				
			BG	Burgundy RAL3005				
			GM	Moss green RAL6005				
			PG	Pale grey RAL7040				
			WH	White RAL9003				
			SG ³	Steel Gray				
			BKH ⁴	Black Holophane				
			BZH ⁴	Dark bronze Holophane				
			GNH ⁴	Green Holophane				
			GHH ⁴	Graphite Holophane				
			GRH ⁴	Gray Holophane				
			SLH ⁴	Silver Holophane				
			WHH ⁴	White Holophane				

1 - Backward optic: The Orion light engine features 180° orientable optics that can be customized as needed. This makes it a simple matter to combine two distribution types in a single light engine, simultaneously lighting a road and a bike path or sidewalk, for instance. Contact factory for more information.

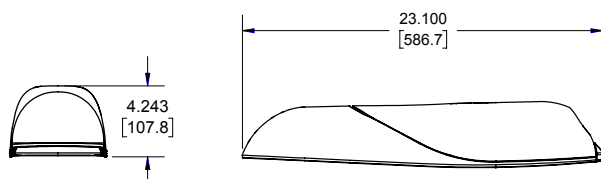
2 - Only one of the following options may be selected: SD, PND506, or PND508. These options cannot be combined.

3 - Available in SX finish only.

4 - Holophane colors are only available in Smooth (SM) finish.

5 - SX finish only available with SG color.

Note: Actual performance may differ as a result of end-user environment and application. All values are design or typical values, measured under laboratory conditions at 25 °C. Specifications subject to change without notice. Please consult our web site for up-to-date product information and IES files.



EPA: 0.28 ft² Weight: 12.5 lbs / 5.7 kg

Stamp/Approval:

Name:

Date:

Name:

Date:

Page 2 of 2



Photometric Data Tables

Stretto STRSS1A/2A/3A-NL (No Lens)

		3000K								4000K								LLD @ 25C			
Performance Package	Watts System	Optic	Lumen Output	Efficacy (LM/W)	BUG	Optic	Lumen Output	Efficacy (LM/W)	BUG	Optic	Lumen Output	Efficacy (LM/W)	BUG	Optic	Lumen Output	Efficacy (LM/W)	BUG	25K Hours	50K Hours	75K Hours	100K Hours
P05	22.8	T1A	2711	119	B1-U0-G1	T1AHS	2401	105	B1-U0-G1	T1A	2853	125	B1-U0-G1	T1AHS	2527	111	B1-U0-G1	0.98	0.98	0.97	0.97
		T2	2543	112	B1-U0-G1	T2HS	2201	97	B1-U0-G0	T2	2676	117	B1-U0-G1	T2HS	2317	102	B1-U0-G0				
		T2M	2562	112	B1-U0-G1	T2MHS	2115	93	B1-U0-G1	T2M	2697	118	B1-U0-G1	T2MHS	2227	98	B1-U0-G1				
		T3	2642	116	B1-U0-G1	T3HS	2239	98	B1-U0-G1	T3	2781	122	B1-U0-G1	T3HS	2357	103	B1-U0-G1				
		T3M	2547	112	B1-U0-G1	T3MHS	2003	88	B1-U0-G1	T3M	2681	118	B1-U0-G1	T3MHS	2109	93	B1-U0-G1				
		T4	2549	112	B1-U0-G1	T4HS	2015	88	B0-U0-G1	T4	2683	118	B1-U0-G1	T4HS	2121	93	B0-U0-G1				
		T5	2708	119	B2-U0-G1					T5	2851	125	B2-U0-G1								
		TCWL	2637	116	B1-U0-G0	TCWR	2627	115	B1-U0-G0	TCWL	2775	122	B1-U0-G0	TCWR	2765	121	B1-U0-G0				
P10	33.4	T1A	3438	103	B1-U0-G1	T1AHS	3045	91	B1-U0-G1	T1A	3619	108	B1-U0-G1	T1AHS	3205	96	B1-U0-G1	0.98	0.98	0.97	0.97
		T2	3225	97	B1-U0-G1	T2HS	2792	84	B1-U0-G1	T2	3395	102	B1-U0-G1	T2HS	2939	88	B1-U0-G1				
		T2M	3249	97	B1-U0-G1	T2MHS	2683	80	B1-U0-G1	T2M	3420	102	B1-U0-G1	T2MHS	2824	85	B1-U0-G1				
		T3	3351	100	B1-U0-G1	T3HS	2840	85	B1-U0-G1	T3	3527	106	B1-U0-G1	T3HS	2990	90	B1-U0-G1				
		T3M	3231	97	B1-U0-G1	T3MHS	2541	76	B1-U0-G1	T3M	3401	102	B1-U0-G1	T3MHS	2675	80	B1-U0-G1				
		T4	3233	97	B1-U0-G1	T4HS	2556	77	B1-U0-G1	T4	3403	102	B1-U0-G1	T4HS	2690	81	B1-U0-G1				
		T5	3435	103	B2-U0-G1					T5	3616	108	B2-U0-G1								
		TCWL	3344	100	B1-U0-G0	TCWR	3332	100	B1-U0-G0	TCWL	3520	105	B1-U0-G0	TCWR	3508	105	B1-U0-G1				
P15	43.8	T1A	4173	95	B2-U0-G1	T1AHS	3695	84	B2-U0-G1	T1A	4392	100	B2-U0-G1	T1AHS	3890	89	B2-U0-G1	0.98	0.98	0.97	0.97
		T2	3914	89	B1-U0-G1	T2HS	3388	77	B1-U0-G1	T2	4120	94	B1-U0-G1	T2HS	3567	81	B1-U0-G1				
		T2M	3943	90	B1-U0-G1	T2MHS	3256	74	B1-U0-G1	T2M	4151	95	B1-U0-G1	T2MHS	3428	78	B1-U0-G1				
		T3	4067	93	B1-U0-G1	T3HS	3447	79	B1-U0-G1	T3	4281	98	B1-U0-G1	T3HS	3629	83	B1-U0-G1				
		T3M	3921	90	B1-U0-G1	T3MHS	3084	70	B1-U0-G1	T3M	4127	94	B1-U0-G1	T3MHS	3246	74	B1-U0-G1				
		T4	3923	90	B1-U0-G1	T4HS	3102	71	B1-U0-G1	T4	4130	94	B1-U0-G1	T4HS	3265	75	B1-U0-G1				
		T5	4169	95	B2-U0-G1					T5	4389	100	B2-U0-G1								
		TCWL	4059	93	B1-U0-G1	TCWR	4044	92	B1-U0-G1	TCWL	4272	98	B1-U0-G1	TCWR	4257	97	B1-U0-G1				
P20	55.1	T1A	4946	90	B2-U0-G1	T1AHS	4380	79	B2-U0-G1	T1A	5206	94	B2-U0-G1	T1AHS	4611	84	B2-U0-G1	0.98	0.98	0.97	0.97
		T2	4639	84	B1-U0-G1	T2HS	4016	73	B1-U0-G1	T2	4883	89	B1-U0-G1	T2HS	4227	77	B1-U0-G1				
		T2M	4674	85	B1-U0-G1	T2MHS	3860	70	B1-U0-G1	T2M	4920	89	B1-U0-G1	T2MHS	4063	74	B1-U0-G1				
		T3	4820	87	B1-U0-G1	T3HS	4086	74	B1-U0-G1	T3	5074	92	B1-U0-G1	T3HS	4301	78	B1-U0-G1				
		T3M	4647	84	B1-U0-G1	T3MHS	3655	66	B1-U0-G1	T3M	4892	89	B1-U0-G1	T3MHS	3847	70	B1-U0-G1				
		T4	4650	84	B1-U0-G1	T4HS	3676	67	B1-U0-G1	T4	4895	89	B1-U0-G2	T4HS	3870	70	B1-U0-G1				
		T5	4942	90	B3-U0-G1					T5	5202	94	B3-U0-G1								
		TCWL	4811	87	B1-U0-G1	TCWR	4793	87	B1-U0-G1	TCWL	5064	92	B1-U0-G1	TCWR	5046	92	B1-U0-G1				
P25	63.5	T1A	5360	84	B2-U0-G1	T1AHS	4747	75	B2-U0-G1	T1A	5642	89	B2-U0-G2	T1AHS	4997	79	B2-U0-G1	0.98	0.98	0.97	0.97
		T2	5028	79	B1-U0-G1	T2HS	4352	69	B1-U0-G1	T2	5292	83	B1-U0-G1	T2HS	4581	72	B1-U0-G1				
		T2M	5065	80	B1-U0-G1	T2MHS	4183	66	B1-U0-G1	T2M	5332	84	B1-U0-G1	T2MHS	4403	69	B1-U0-G1				
		T3	5224	82	B1-U0-G1	T3HS	4428	70	B1-U0-G1	T3	5499	87	B1-U0-G1	T3HS	4661	73	B1-U0-G1				
		T3M	5036	79	B1-U0-G1	T3MHS	3961	62	B1-U0-G1	T3M	5302	83	B1-U0-G1	T3MHS	4169	66	B1-U0-G1				
		T4	5040	79	B1-U0-G2	T4HS	3984	63	B1-U0-G1	T4	5305	84	B1-U0-G2	T4HS	4194	66	B1-U0-G1				
		T5	5355	84	B3-U0-G1					T5	5637	89	B3-U0-G1								
		TCWL	5213	82	B1-U0-G1	TCWR	5194	82	B1-U0-G1	TCWL	5488	86	B1-U0-G1	TCWR	5468	86	B1-U0-G1				
P30	85.3	T1A	5939	70	B2-U0-G2	T1AHS	5260	62	B2-U0-G1	T1A	6252	73	B2-U0-G2	T1AHS	5537	65	B2-U0-G1	0.98	0.98	0.97	0.97
		T2	5571	65	B1-U0-G1	T2HS	4823	57	B1-U0-G1	T2	5864	69	B1-U0-G1	T2HS	5076	60	B1-U0-G1				
		T2M	5613	66	B1-U0-G1	T2MHS	4635	54	B1-U0-G1	T2M	5908	69	B1-U0-G1	T2MHS	4879	57	B1-U0-G1				
		T3	5789	68	B1-U0-G1	T3HS	4907	58	B1-U0-G1	T3	6093	71	B1-U0-G1	T3HS	5165	61	B1-U0-G1				
		T3M	5581	65	B1-U0-G1	T3MHS	4389	51	B1-U0-G1	T3M	5875	69	B1-U0-G1	T3MHS	4620	54	B1-U0-G1				
		T4	5584	65	B1-U0-G2	T4HS	4415	52	B1-U0-G1	T4	5878	69	B1-U0-G2	T4HS	4647	54	B1-U0-G2				
		T5	5934	70	B3-U0-G1					T5	6247	73	B3-U0-G1								
		TCWL	5777	68	B1-U0-G1	TCWR	5756	67	B1-U0-G1	TCWL	6081	71	B1-U0-G1	TCWR	6059	71	B1-U0-G1				

Note: Actual performance may differ as a result of end-user environment and application.

All values are design or typical values, measured under laboratory conditions at 25°C.

Specifications subject to change without notice.